

Signify Classified - Internal  
Cooper Lighting Solutions Photometric Lab  
1121 Highway 74 South  
Peachtree City, GA 30269



Scaled data based on original data using  
LM-79-08 Approved Method: Electrical and Photometric Measurements of Solid-  
State Lighting Products

Test Report Prepared for  
Cooper Lighting Solutions  
(formerly Eaton)

Brand: McGRAW-EDISON

Report Number: P833190

Luminaire Tested: **TTN-D1-735-U-WQ-UPL3**

Issue Date: 5/15/2024

**Test Information**

Test Method: LM-79-08  
Report Number: P833190  
REPORT IS FROM IESNA LM-79-08 TEST DATA - UPLIGHT (G3-2308-121-4) AND  
Test Lab: INNOVATION CENTER  
Issue Date: 5/15/2024  
Manufacturer: COOPER LIGHTING SOLUTIONS (FORMERLY EATON)  
Product Line: McGRAW-EDISON  
Catalog Number: TTN-D1-735-U-WQ-UPL3  
Description: TOPTIER NANO LED PARKING GARAGE LUMINAIRE WITH UPLIGHT  
3500K, 70 CRI LEDS AND WIDE DISTRIBUTION  
Light Source: -  
Ballast/Driver: -

**Summary**

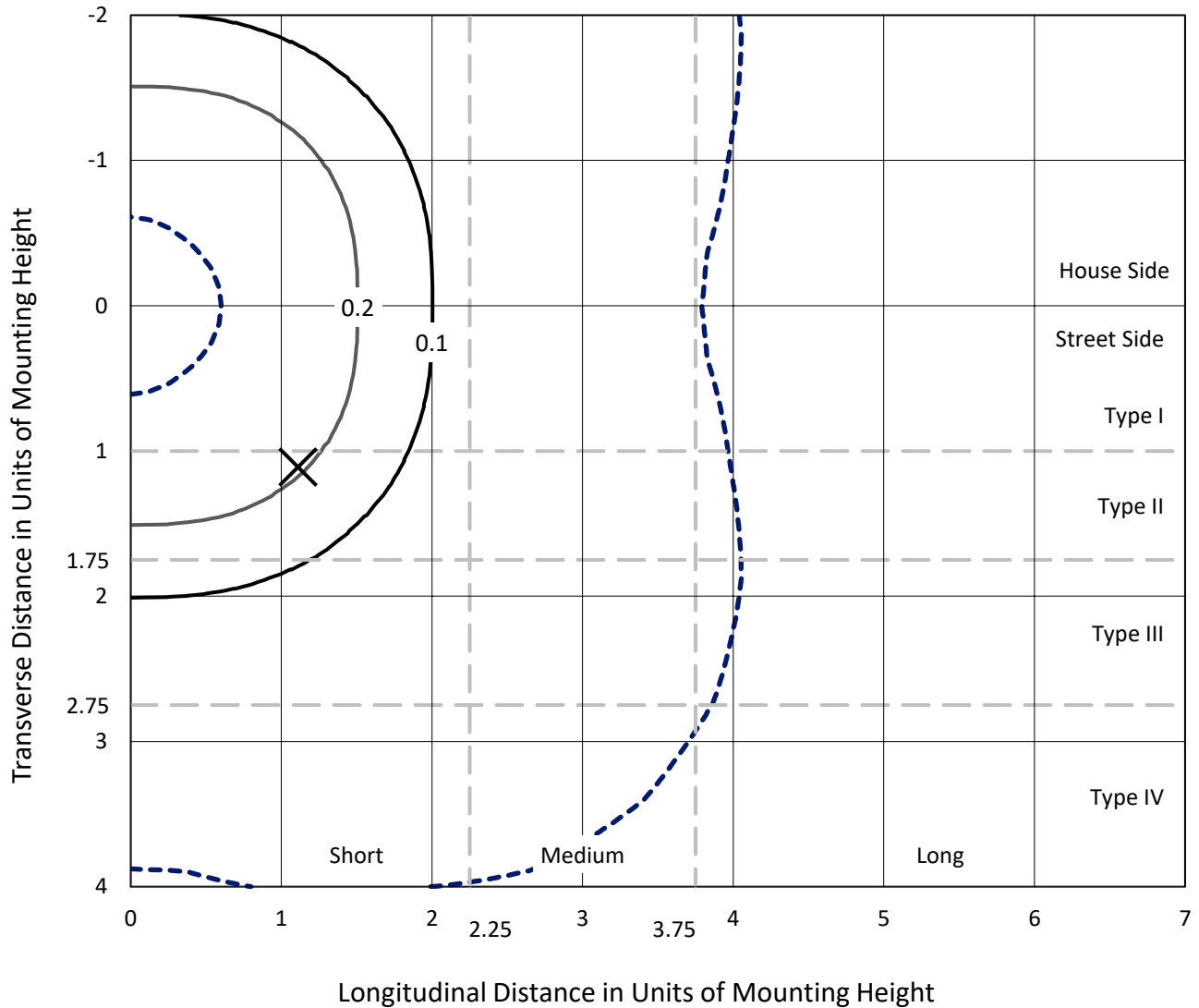
Lumens per Lamp: N/A  
Luminaire Lumens: 3939.7 lumens  
Efficiency: N/A  
Efficacy: 118.0 lumens/watt  
Luminous Opening: Vertical Cylinder (Dia: 0.71' x H: 0.1')  
IES Classification: Type V - Short  
BUG Rating: B2 - U4 - G1  
  
Input Watts (W): 33.4  
Input Voltage (V): NR  
Input Current (Ain): NR  
Voltage Rise (V): NR  
Power Factor: NR  
Total Harmonic Distortion (THDi): NR  
Frequency (hertz): 60  
Stabilization Time: NR  
Operation Time: NR  
Ambient Temperature (°C): NR  
Test Distance: 24 FT



REPORT NUMBER: P833190  
 CATALOG NUMBER: TTN-D1-735-U-WQ-UPL3

### Iso-Footcandle Lines of Horizontal Illumination

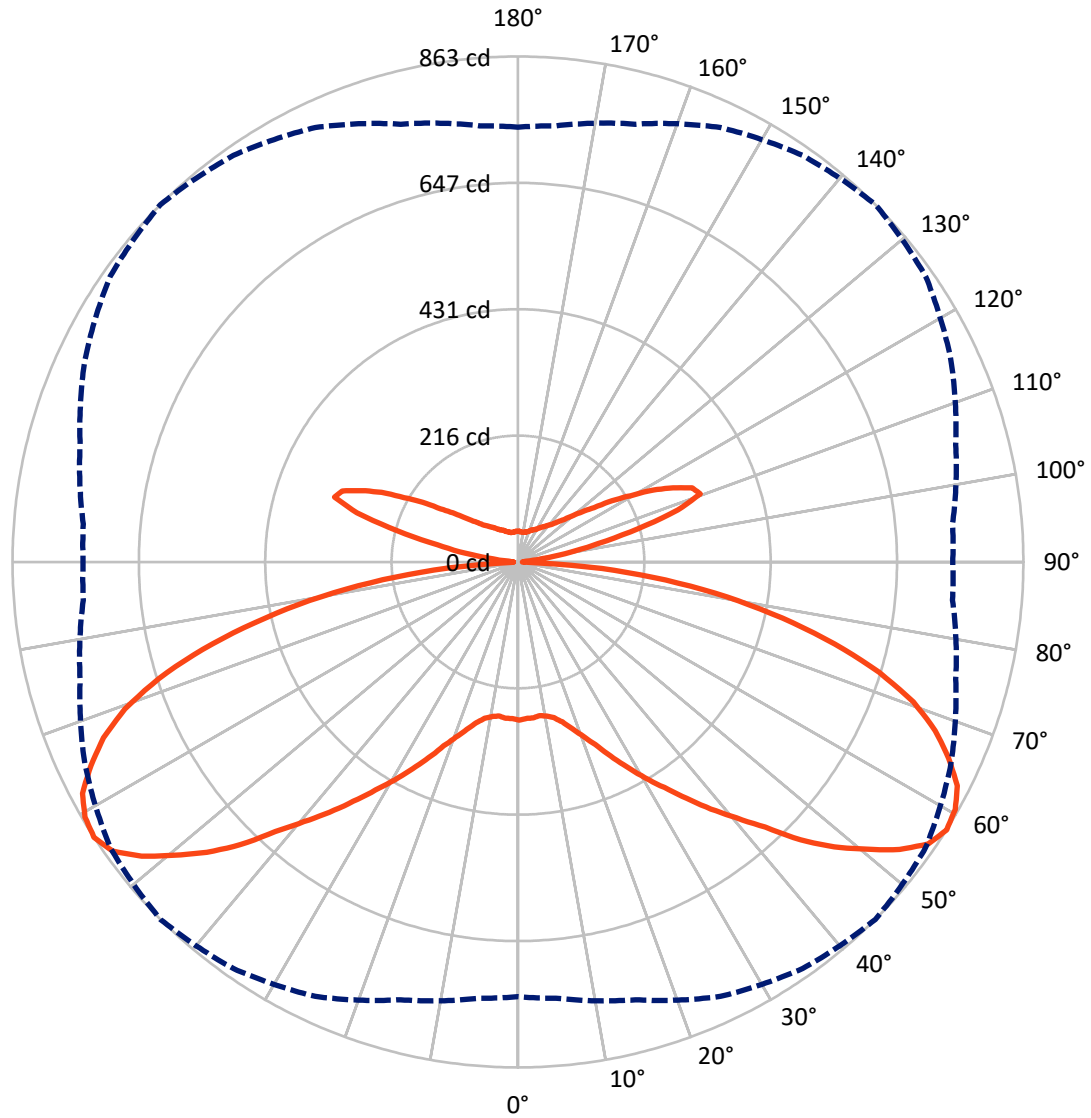
× Max cd  
 - - - 1/2 Max cd



Based on 25 foot mounting height. Maximum calculated value = 0.4 fc  
 Type V - Short - N/A

REPORT NUMBER: P833190  
CATALOG NUMBER: TTN-D1-735-U-WQ-UPL3

### Luminous Intensity Polar Plot



— Vertical Plane Through 45-Deg Lateral      - - - Horizontal Cone Through 57.5-Deg Vertical

REPORT NUMBER: P833190

CATALOG NUMBER: TTN-D1-735-U-WQ-UPL3

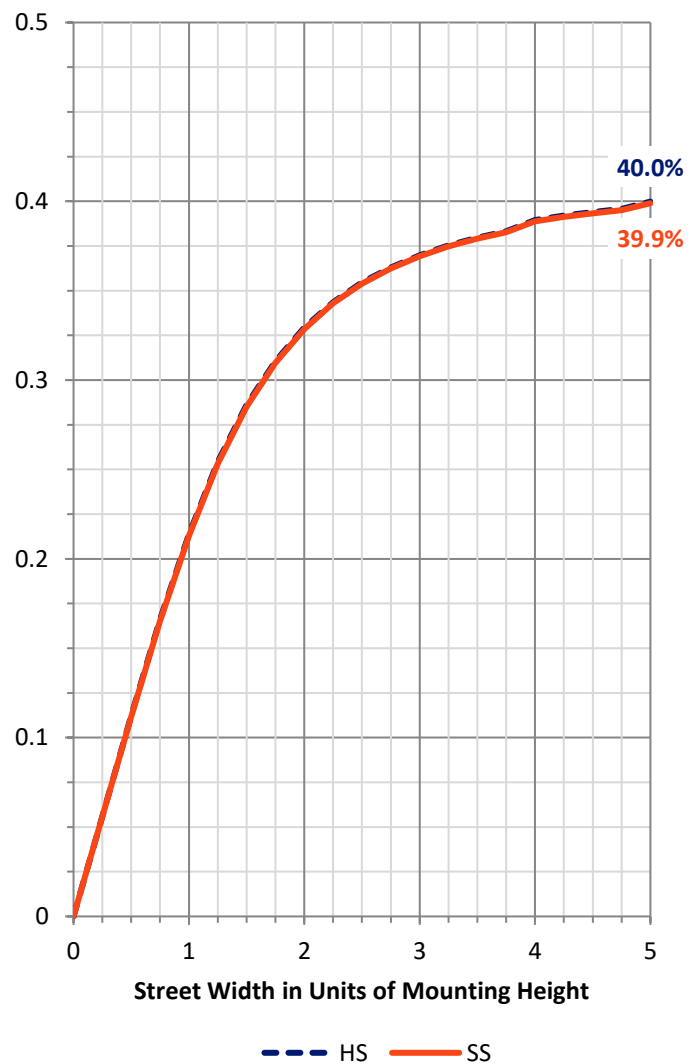
**FLUX DISTRIBUTION:**

		Downward	Upward	Total
<b>House Side</b>	Lumens	1593.5	376.3	1969.8
	% Fixture	40.4	9.6	50.0
<b>Street Side</b>	Lumens	1593.5	376.3	1969.8
	% Fixture	40.4	9.6	50.0
<b>Total</b>	Lumens	3187.0	752.7	3939.7
	% Fixture	80.9	19.1	100.0

**Coefficient of Utilization**

**ZONAL LUMENS:**

Zone	Lumens	% Fixture
0°-10°	25.4	0.6
10°-20°	81.0	2.1
20°-30°	170.0	4.3
30°-40°	308.3	7.8
40°-50°	502.7	12.8
50°-60°	703.6	17.9
60°-70°	734.5	18.6
70°-80°	524.8	13.3
80°-90°	136.8	3.5
90°-100°	16.8	0.4
100°-110°	170.7	4.3
110°-120°	249.6	6.3
120°-130°	144.9	3.7
130°-140°	76.7	1.9
140°-150°	45.6	1.2
150°-160°	28.1	0.7
160°-170°	15.3	0.4
170°-180°	5.0	0.1
0°-90°	3187.0	80.9
0°-180°	3939.7	100.0



REPORT NUMBER: P833190

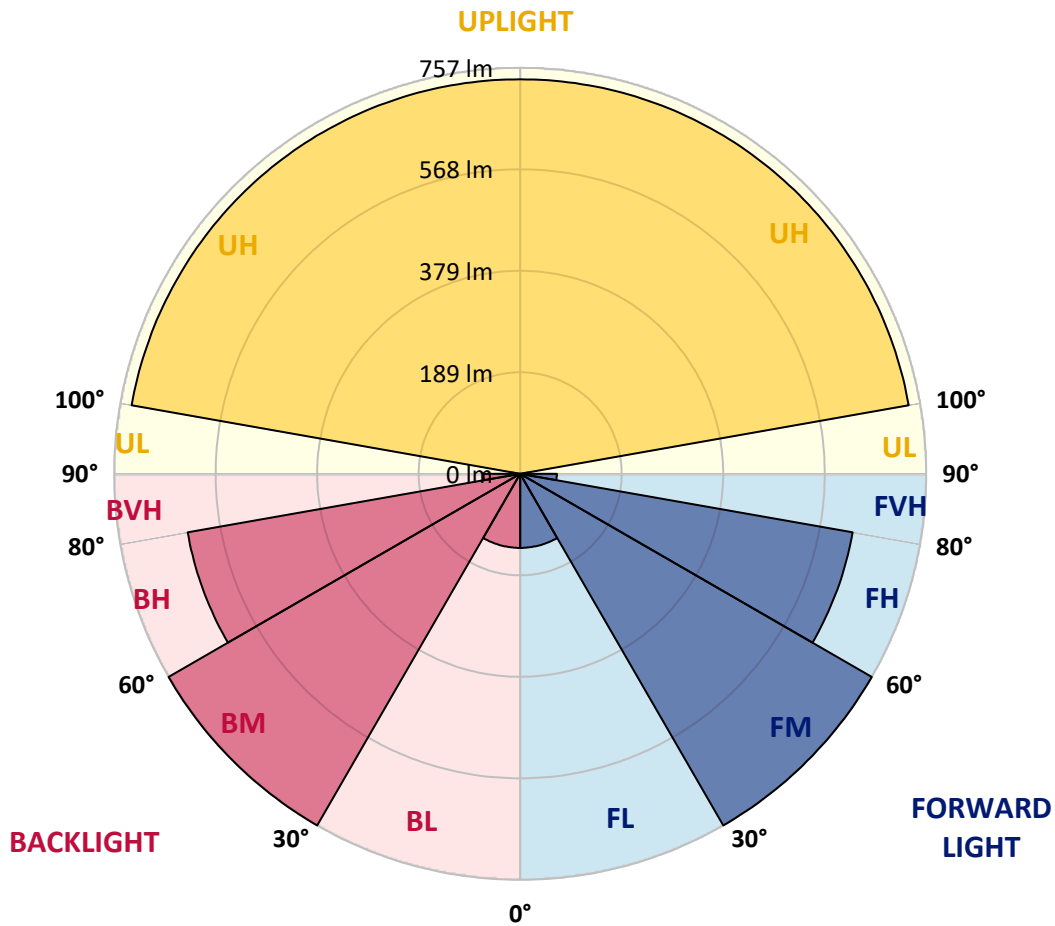
CATALOG NUMBER: TTN-D1-735-U-WQ-UPL3

**LUMINAIRE CLASSIFICATION SYSTEM LUMEN TABLE AND BUG RATING:**

Zone	Lumens	% Fixture	Zone Rating/Lumen Limit		
			B	U	G
FL (0°-30°)	138.2	3.5			
FM (30°-60°)	757.3	19.2			
FH (60°-80°)	629.7	16.0			G0/660
FVH (80°-90°)	68.4	1.7			G1/100
BL (0°-30°)	138.2	3.5	B1/500		
BM (30°-60°)	757.3	19.2	B1/1000		
BH (60°-80°)	629.7	16.0	B2/1000		G0/660
BVH (80°-90°)	68.4	1.7			G1/100
UL (90°-100°)	16.8	0.4		U2/50	
UH (100°-180°)	735.8	18.7		U4/1000	

**BUG Rating: B2-U4-G1**

Type V Short





REPORT NUMBER: P833190  
 CATALOG NUMBER: TTN-D1-735-U-WQ-UPL3

**CANDELA DISTRIBUTION (FULL):**

	0°	5°	15°	25°	35°	45°	55°	65°	75°	85°	90°
0°	270.1	270.1	270.1	270.1	270.1	270.1	270.1	270.1	270.1	270.1	270.1
2.5°	267.4	267.4	267.4	267.4	267.4	267.4	267.4	267.4	267.4	267.4	267.4
5°	267.4	267.4	267.4	267.4	267.4	267.4	267.4	267.4	267.4	267.4	267.4
7.5°	262.2	262.2	264.8	264.8	264.8	264.8	264.8	264.8	264.8	264.8	264.8
10°	262.2	262.2	264.8	264.8	267.4	267.4	267.4	264.8	264.8	262.2	262.2
12.5°	267.4	267.4	267.4	270.1	272.7	272.7	272.7	270.1	270.1	267.4	267.4
15°	275.3	277.9	277.9	280.5	283.2	283.2	283.2	280.5	280.5	277.9	277.9
17.5°	291.0	291.0	291.0	293.7	296.3	298.9	298.9	293.7	293.7	291.0	293.7
20°	306.8	309.4	309.4	312.0	314.6	317.3	314.6	312.0	309.4	309.4	309.4
22.5°	330.4	330.4	333.0	333.0	338.2	338.2	338.2	333.0	333.0	333.0	333.0
25°	356.6	356.6	359.2	361.8	367.1	367.1	364.4	359.2	359.2	359.2	361.8
27.5°	388.0	388.0	390.7	390.7	395.9	395.9	393.3	390.7	390.7	390.7	393.3
30°	416.9	416.9	422.1	424.7	427.4	427.4	427.4	422.1	422.1	419.5	419.5
32.5°	443.1	445.7	448.3	456.2	461.5	458.8	461.5	456.2	451.0	448.3	448.3
35°	471.9	474.6	479.8	487.7	495.5	495.5	495.5	487.7	482.4	477.2	479.8
37.5°	506.0	506.0	513.9	521.8	532.2	534.9	532.2	524.4	516.5	511.3	511.3
40°	542.7	542.7	550.6	558.5	571.6	574.2	571.6	561.1	550.6	548.0	548.0
42.5°	579.4	579.4	589.9	597.8	613.5	618.8	613.5	600.4	589.9	582.1	584.7
45°	618.8	621.4	634.5	650.2	668.6	676.5	668.6	652.9	637.1	621.4	621.4
47.5°	663.3	663.3	679.1	697.4	718.4	726.3	715.8	700.1	679.1	666.0	666.0
50°	692.2	694.8	715.8	739.4	765.6	770.8	763.0	739.4	715.8	697.4	694.8
52.5°	721.0	723.6	747.2	781.3	807.5	815.4	804.9	781.3	747.2	723.6	723.6
55°	739.4	744.6	770.8	807.5	836.4	849.5	833.8	807.5	768.2	742.0	739.4
57.5°	742.0	747.2	773.5	818.0	846.9	862.6	849.5	815.4	773.5	744.6	742.0
60°	736.8	739.4	765.6	812.8	846.9	857.4	846.9	810.2	763.0	739.4	734.1
62.5°	723.6	728.9	755.1	794.4	833.8	841.6	831.1	791.8	752.5	723.6	718.4
65°	681.7	686.9	726.3	765.6	799.7	807.5	799.7	765.6	723.6	681.7	676.5
67.5°	634.5	637.1	676.5	723.6	755.1	768.2	755.1	726.3	673.8	634.5	629.3
70°	584.7	587.3	618.8	668.6	700.1	715.8	702.7	671.2	616.1	582.1	579.4
72.5°	527.0	527.0	558.5	597.8	629.3	645.0	634.5	595.2	553.2	519.1	513.9
75°	448.3	451.0	485.1	513.9	548.0	558.5	548.0	516.5	477.2	443.1	437.9
77.5°	367.1	369.7	398.5	422.1	453.6	461.5	453.6	427.4	390.7	361.8	359.2
80°	277.9	280.5	304.1	325.1	351.3	361.8	354.0	327.7	298.9	272.7	264.8
82.5°	180.9	183.5	207.1	222.9	246.5	254.3	249.1	225.5	201.9	175.7	173.0
85°	81.3	83.9	104.9	118.0	136.3	144.2	139.0	118.0	99.6	76.0	70.8
87.5°	7.9	7.9	7.9	7.9	7.9	10.5	10.5	7.9	7.9	7.9	7.9
90°	6.4	6.4	7.7	7.7	7.7	7.7	7.7	7.7	7.7	6.4	6.4
92.5°	6.4	6.4	6.4	9.0	10.3	9.0	10.3	7.7	7.7	6.4	6.4
95°	7.7	7.7	9.0	11.6	14.2	15.5	15.5	9.0	9.0	7.7	7.7
97.5°	10.3	11.6	11.6	14.2	23.2	42.5	25.8	12.9	12.9	11.6	10.3
100°	16.7	18.0	18.0	32.2	68.2	91.4	65.7	33.5	24.5	18.0	18.0
102.5°	54.1	56.7	69.5	104.3	154.5	140.4	118.5	112.0	77.3	61.8	59.2
105°	137.8	136.5	146.8	173.8	216.3	212.5	195.7	177.7	153.2	141.6	141.6
107.5°	181.6	181.6	190.6	213.8	245.9	287.1	291.0	230.5	202.2	189.3	188.0
110°	204.7	204.7	212.5	231.8	274.3	332.2	329.6	284.6	249.8	233.1	230.5



REPORT NUMBER: P833190  
 CATALOG NUMBER: TTN-D1-735-U-WQ-UPL3

**CANDELA DISTRIBUTION (continued):**

	0°	5°	15°	25°	35°	45°	55°	65°	75°	85°	90°
112.5°	209.9	211.2	221.5	251.1	297.5	323.2	311.6	293.6	278.1	265.3	262.7
115°	217.6	217.6	229.2	257.5	283.3	293.6	280.7	266.5	256.2	251.1	253.7
117.5°	215.0	218.9	221.5	236.9	253.7	261.4	255.0	235.6	227.9	225.3	221.5
120°	199.6	199.6	202.2	209.9	218.9	222.8	220.2	207.3	200.9	199.6	197.0
122.5°	177.7	179.0	177.7	181.6	188.0	191.9	189.3	179.0	176.4	176.4	173.8
125°	155.8	155.8	154.5	157.1	161.0	159.7	161.0	155.8	154.5	154.5	153.2
127.5°	140.4	139.1	136.5	137.8	139.1	139.1	140.4	135.2	136.5	137.8	136.5
130°	124.9	124.9	122.3	122.3	122.3	119.8	122.3	119.8	121.0	122.3	123.6
132.5°	110.7	110.7	106.9	105.6	105.6	105.6	106.9	105.6	108.2	110.7	110.7
135°	99.2	99.2	95.3	96.6	96.6	95.3	96.6	95.3	97.9	99.2	99.2
137.5°	90.1	90.1	87.6	87.6	87.6	86.3	87.6	87.6	88.8	91.4	92.7
140°	82.4	82.4	81.1	81.1	79.8	81.1	81.1	81.1	82.4	83.7	83.7
142.5°	78.5	77.3	76.0	74.7	76.0	76.0	76.0	74.7	76.0	78.5	78.5
145°	72.1	72.1	70.8	70.8	70.8	72.1	70.8	70.8	72.1	72.1	73.4
147.5°	68.2	68.2	67.0	68.2	68.2	68.2	68.2	67.0	68.2	68.2	69.5
150°	67.0	65.7	64.4	65.7	65.7	64.4	64.4	64.4	64.4	65.7	65.7
152.5°	63.1	63.1	61.8	63.1	61.8	61.8	61.8	61.8	61.8	63.1	64.4
155°	60.5	60.5	59.2	60.5	60.5	60.5	60.5	60.5	60.5	60.5	60.5
157.5°	57.9	59.2	57.9	57.9	57.9	57.9	57.9	57.9	57.9	59.2	59.2
160°	56.7	56.7	56.7	56.7	55.4	55.4	55.4	56.7	56.7	56.7	57.9
162.5°	55.4	55.4	55.4	55.4	54.1	54.1	54.1	54.1	55.4	55.4	56.7
165°	55.4	54.1	54.1	54.1	52.8	52.8	52.8	52.8	54.1	55.4	54.1
167.5°	52.8	52.8	52.8	52.8	52.8	51.5	51.5	52.8	52.8	52.8	54.1
170°	52.8	52.8	51.5	51.5	51.5	51.5	51.5	51.5	51.5	51.5	52.8
172.5°	52.8	52.8	52.8	52.8	51.5	51.5	51.5	51.5	51.5	52.8	52.8
175°	52.8	52.8	52.8	52.8	51.5	51.5	51.5	52.8	52.8	52.8	51.5
177.5°	52.8	52.8	52.8	52.8	51.5	52.8	52.8	52.8	52.8	52.8	52.8
180°	52.8	52.8	52.8	52.8	52.8	52.8	52.8	52.8	52.8	52.8	52.8



Cooper Lighting Solutions Photometric Lab  
1121 Highway 74 South  
Peachtree City, GA 30269



LM-79-2019: Approved Method: Electrical and Photometric Measurements of Solid-State Lighting Products

Report Prepared for

Cooper Lighting Solutions

MCGRAW EDISON

Report Number: SP1-2411-284-1

Test Date: 11/15/2024

Luminaire Tested: TTN-D0-735-U-WQ

Data in this report applies to TT and TTN families of products

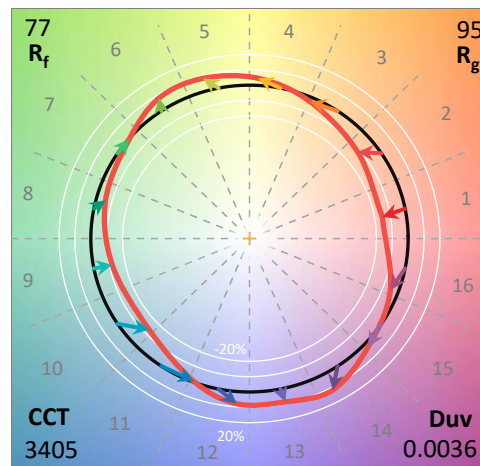
**Test Information**

Test Method: LM-79-2019  
 Report Number: SP1-2411-284-1  
 Test Lab: COOPER LIGHTING SOLUTIONS  
 Photometer: SP1 - 76IN SPHERE  
 Measurement Geometry: 4π  
 Issue Date: 11/15/2024  
 Manufacturer: COOPER LIGHTING SOLUTIONS  
 Product Line: MCGRAW EDISON  
 Catalog Number: **TTN-D0-735-U-WQ**  
 Description: TOPTIER NANO LED PARKING GARAGE LUMINAIRE. 3500K, 70 CRI LEDS AND WIDE DISTRIBUTION

**Spectral Parameters**

CCT (K): 3405  
 CIE u': 0.2365  
 CIE v': 0.5180  
 Duv: 0.0036  
 CIE x: 0.4148  
 CIE y: 0.4038  
 CIE z: 0.1814  
 Peak Wavelength (nm): 596  
 Dominant Wavelength (nm): 579  
 Purity: 45.70672  
 Rf: 76.6  
 Rg: 95.4

CRI (Ra):	73.9		
R1:	71.3	R9:	-18.0
R2:	80.3	R10:	53.1
R3:	87.8	R11:	68.6
R4:	73.2	R12:	42.6
R5:	69.8	R13:	72.5
R6:	71.8	R14:	92.7
R7:	82.8	R15:	64.3
R8:	54.1		



**Test Conditions**

Stabilization Time: 38M  
 Operation Time: 1H 38M  
 Sphere Temperature (°C): 24.9

REPORT NUMBER: SP1-2411-284-1

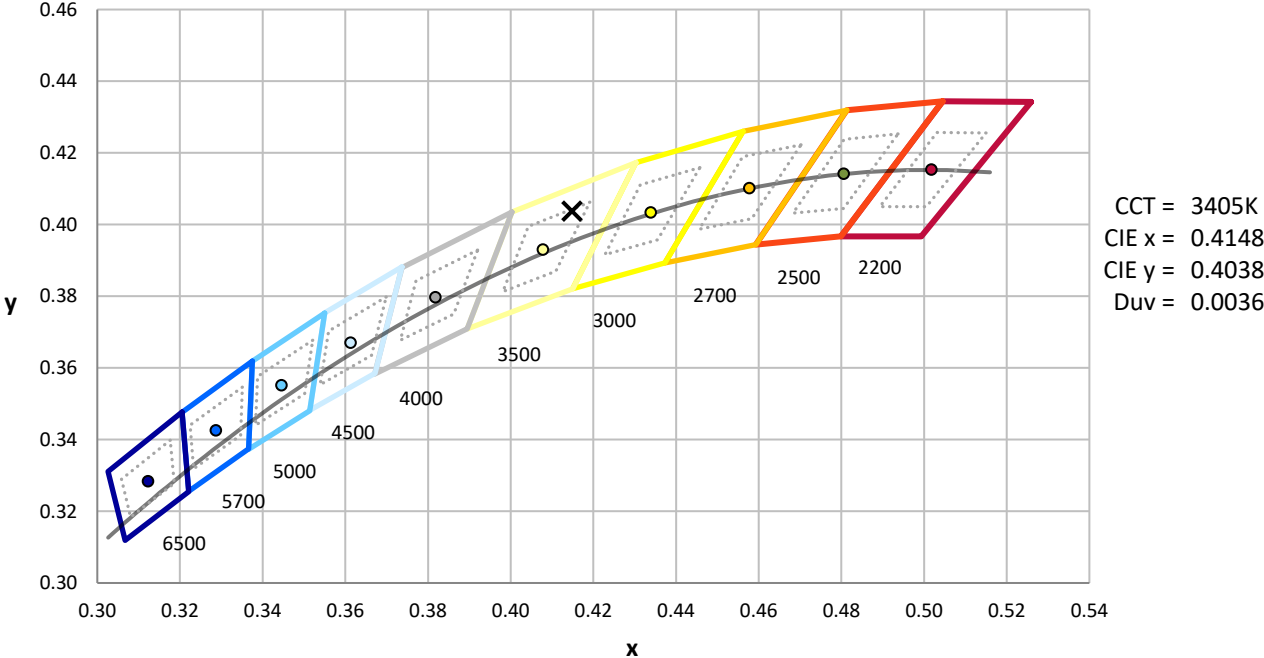
Measurement and Test Equipment			
Instrument	Identification Number	Calibration Date	Calibration Due Date
Photometer	IN0058	6/18/2024	12/18/2024
Power Meter	INXT2011004	2/8/2024	2/8/2025
AC Power Source	IN0063	10/22/2024	10/22/2025
DC Power Source	IN0208	10/22/2024	10/22/2025
Sphere Thermometer	IN0085	10/22/2024	10/22/2025
Room Thermometer	IN0046	10/22/2024	10/22/2025

REPORT NUMBER: SP1-2411-284-1

CIE 1931 Chromaticity Diagram



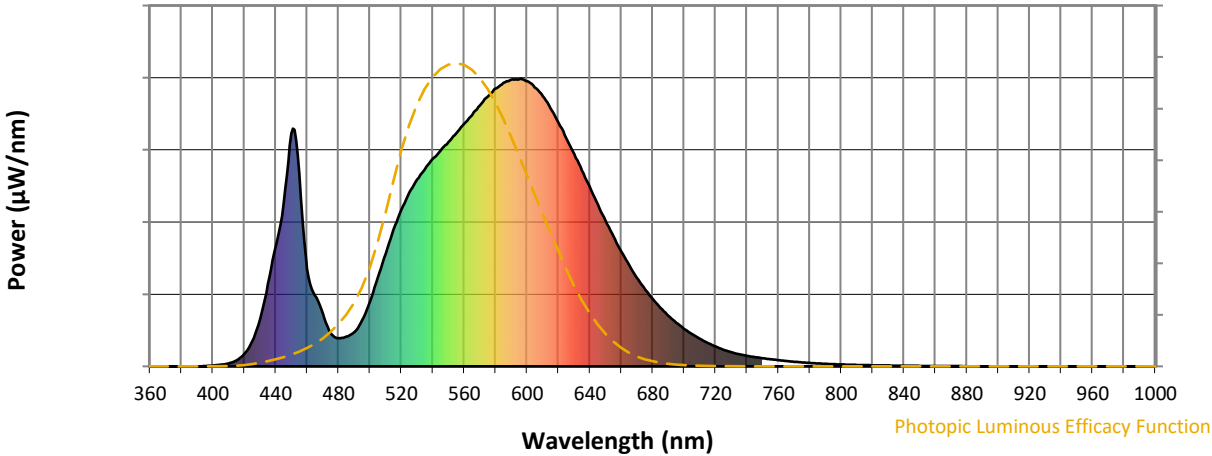
CIE 1931 Chromaticity Diagram with 2017 ANSI 7-Step and 4-Step Quadrangles



Point lies inside the ANSI 3500K 4-step quadrangle

REPORT NUMBER: SP1-2411-284-1

**Photopic Flux vs. Wavelength**



**Photopic Lumens: NR**

λ (nm)	Power W <sup>^</sup> /nm	Lumens (φ/nm)	λ (nm)	Power W <sup>^</sup> /nm	Lumens (φ/nm)	λ (nm)	Power W <sup>^</sup> /nm	Lumens (φ/nm)	λ (nm)	Power W <sup>^</sup> /nm	Lumens (φ/nm)	λ (nm)	Power W <sup>^</sup> /nm	Lumens (φ/nm)
360	0	NR	490	119	NR	620	846	NR	750	28	NR	880	1	NR
365	0	NR	495	160	NR	625	793	NR	755	25	NR	885	0	NR
370	0	NR	500	225	NR	630	739	NR	760	22	NR	890	0	NR
375	0	NR	505	308	NR	635	681	NR	765	19	NR	895	0	NR
380	0	NR	510	392	NR	640	623	NR	770	16	NR	900	0	NR
385	0	NR	515	474	NR	645	563	NR	775	14	NR	905	0	NR
390	0	NR	520	545	NR	650	506	NR	780	12	NR	910	0	NR
395	1	NR	525	603	NR	655	451	NR	785	10	NR	915	0	NR
400	3	NR	530	649	NR	660	399	NR	790	9	NR	920	0	NR
405	5	NR	535	687	NR	665	352	NR	795	8	NR	925	0	NR
410	11	NR	540	721	NR	670	307	NR	800	6	NR	930	0	NR
415	21	NR	545	751	NR	675	268	NR	805	6	NR	935	0	NR
420	43	NR	550	779	NR	680	234	NR	810	5	NR	940	0	NR
425	88	NR	555	811	NR	685	203	NR	815	4	NR	945	0	NR
430	163	NR	560	843	NR	690	176	NR	820	4	NR	950	0	NR
435	288	NR	565	873	NR	695	152	NR	825	3	NR	955	0	NR
440	416	NR	570	907	NR	700	131	NR	830	3	NR	960	0	NR
445	566	NR	575	938	NR	705	112	NR	835	3	NR	965	0	NR
450	810	NR	580	965	NR	710	96	NR	840	2	NR	970	0	NR
455	669	NR	585	986	NR	715	81	NR	845	2	NR	975	0	NR
460	338	NR	590	997	NR	720	69	NR	850	2	NR	980	0	NR
465	246	NR	595	997	NR	725	58	NR	855	1	NR	985	0	NR
470	182	NR	600	991	NR	730	49	NR	860	1	NR	990	0	NR
475	115	NR	605	968	NR	735	42	NR	865	1	NR	995	0	NR
480	97	NR	610	939	NR	740	37	NR	870	1	NR	1000	0	NR
485	103	NR	615	896	NR	745	32	NR	875	1	NR			

REPORT NUMBER: SP1-2411-284-1

**Scotopic Flux vs. Wavelength**



**Scotopic Lumens: NR**

**S/P: 1.33**

λ (nm)	Power W <sup>^</sup> /nm	Lumens (φ/nm)	λ (nm)	Power W <sup>^</sup> /nm	Lumens (φ/nm)	λ (nm)	Power W <sup>^</sup> /nm	Lumens (φ/nm)	λ (nm)	Power W <sup>^</sup> /nm	Lumens (φ/nm)	λ (nm)	Power W <sup>^</sup> /nm	Lumens (φ/nm)
360	0	NR	490	119	NR	620	846	NR	750	28	NR	880	1	NR
365	0	NR	495	160	NR	625	793	NR	755	25	NR	885	0	NR
370	0	NR	500	225	NR	630	739	NR	760	22	NR	890	0	NR
375	0	NR	505	308	NR	635	681	NR	765	19	NR	895	0	NR
380	0	NR	510	392	NR	640	623	NR	770	16	NR	900	0	NR
385	0	NR	515	474	NR	645	563	NR	775	14	NR	905	0	NR
390	0	NR	520	545	NR	650	506	NR	780	12	NR	910	0	NR
395	1	NR	525	603	NR	655	451	NR	785	10	NR	915	0	NR
400	3	NR	530	649	NR	660	399	NR	790	9	NR	920	0	NR
405	5	NR	535	687	NR	665	352	NR	795	8	NR	925	0	NR
410	11	NR	540	721	NR	670	307	NR	800	6	NR	930	0	NR
415	21	NR	545	751	NR	675	268	NR	805	6	NR	935	0	NR
420	43	NR	550	779	NR	680	234	NR	810	5	NR	940	0	NR
425	88	NR	555	811	NR	685	203	NR	815	4	NR	945	0	NR
430	163	NR	560	843	NR	690	176	NR	820	4	NR	950	0	NR
435	288	NR	565	873	NR	695	152	NR	825	3	NR	955	0	NR
440	416	NR	570	907	NR	700	131	NR	830	3	NR	960	0	NR
445	566	NR	575	938	NR	705	112	NR	835	3	NR	965	0	NR
450	810	NR	580	965	NR	710	96	NR	840	2	NR	970	0	NR
455	669	NR	585	986	NR	715	81	NR	845	2	NR	975	0	NR
460	338	NR	590	997	NR	720	69	NR	850	2	NR	980	0	NR
465	246	NR	595	997	NR	725	58	NR	855	1	NR	985	0	NR
470	182	NR	600	991	NR	730	49	NR	860	1	NR	990	0	NR
475	115	NR	605	968	NR	735	42	NR	865	1	NR	995	0	NR
480	97	NR	610	939	NR	740	37	NR	870	1	NR	1000	0	NR
485	103	NR	615	896	NR	745	32	NR	875	1	NR			

REPORT NUMBER: SP1-2411-284-1

Melanopic Flux vs. Wavelength



Melanopic Lumens: NR

M/P: 2.47

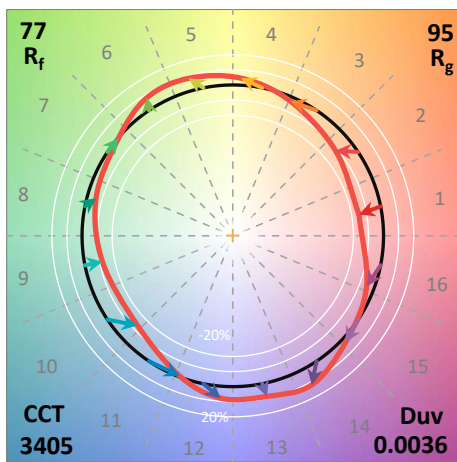
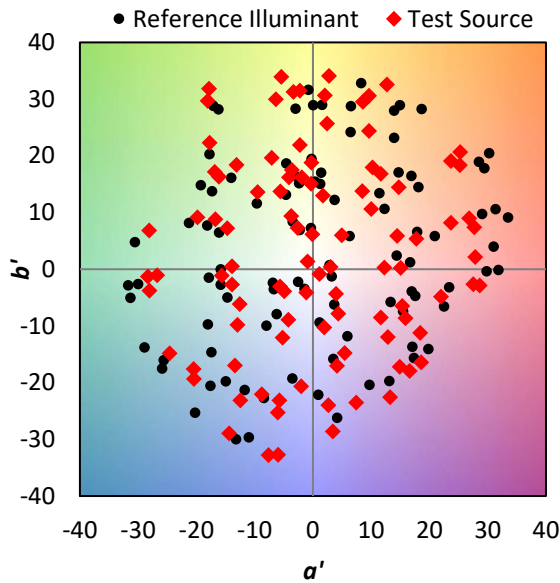
λ (nm)	Power W <sup>^</sup> /nm	Lumens (φ/nm)	λ (nm)	Power W <sup>^</sup> /nm	Lumens (φ/nm)	λ (nm)	Power W <sup>^</sup> /nm	Lumens (φ/nm)	λ (nm)	Power W <sup>^</sup> /nm	Lumens (φ/nm)	λ (nm)	Power W <sup>^</sup> /nm	Lumens (φ/nm)
360	0	NR	490	119	NR	620	846	NR	750	28	NR	880	1	NR
365	0	NR	495	160	NR	625	793	NR	755	25	NR	885	0	NR
370	0	NR	500	225	NR	630	739	NR	760	22	NR	890	0	NR
375	0	NR	505	308	NR	635	681	NR	765	19	NR	895	0	NR
380	0	NR	510	392	NR	640	623	NR	770	16	NR	900	0	NR
385	0	NR	515	474	NR	645	563	NR	775	14	NR	905	0	NR
390	0	NR	520	545	NR	650	506	NR	780	12	NR	910	0	NR
395	1	NR	525	603	NR	655	451	NR	785	10	NR	915	0	NR
400	3	NR	530	649	NR	660	399	NR	790	9	NR	920	0	NR
405	5	NR	535	687	NR	665	352	NR	795	8	NR	925	0	NR
410	11	NR	540	721	NR	670	307	NR	800	6	NR	930	0	NR
415	21	NR	545	751	NR	675	268	NR	805	6	NR	935	0	NR
420	43	NR	550	779	NR	680	234	NR	810	5	NR	940	0	NR
425	88	NR	555	811	NR	685	203	NR	815	4	NR	945	0	NR
430	163	NR	560	843	NR	690	176	NR	820	4	NR	950	0	NR
435	288	NR	565	873	NR	695	152	NR	825	3	NR	955	0	NR
440	416	NR	570	907	NR	700	131	NR	830	3	NR	960	0	NR
445	566	NR	575	938	NR	705	112	NR	835	3	NR	965	0	NR
450	810	NR	580	965	NR	710	96	NR	840	2	NR	970	0	NR
455	669	NR	585	986	NR	715	81	NR	845	2	NR	975	0	NR
460	338	NR	590	997	NR	720	69	NR	850	2	NR	980	0	NR
465	246	NR	595	997	NR	725	58	NR	855	1	NR	985	0	NR
470	182	NR	600	991	NR	730	49	NR	860	1	NR	990	0	NR
475	115	NR	605	968	NR	735	42	NR	865	1	NR	995	0	NR
480	97	NR	610	939	NR	740	37	NR	870	1	NR	1000	0	NR
485	103	NR	615	896	NR	745	32	NR	875	1	NR			

**Summary**

$R_f = 76.6$   
 $R_g = 95.4$   
 $CIE R_a = 73.9$   
 $R_g = -18.0$



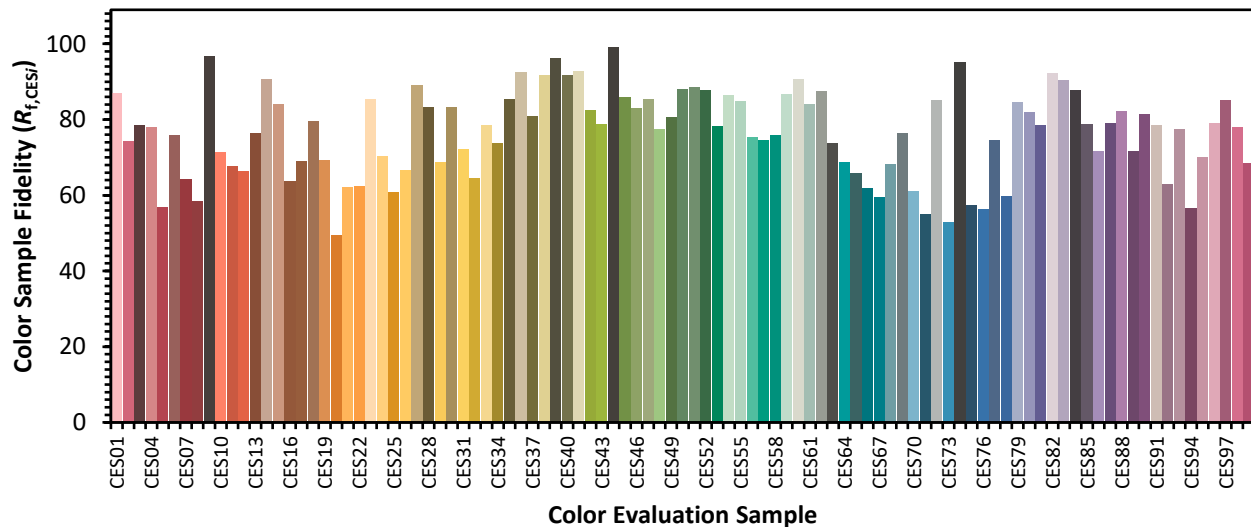
**Color Vector Graphics**



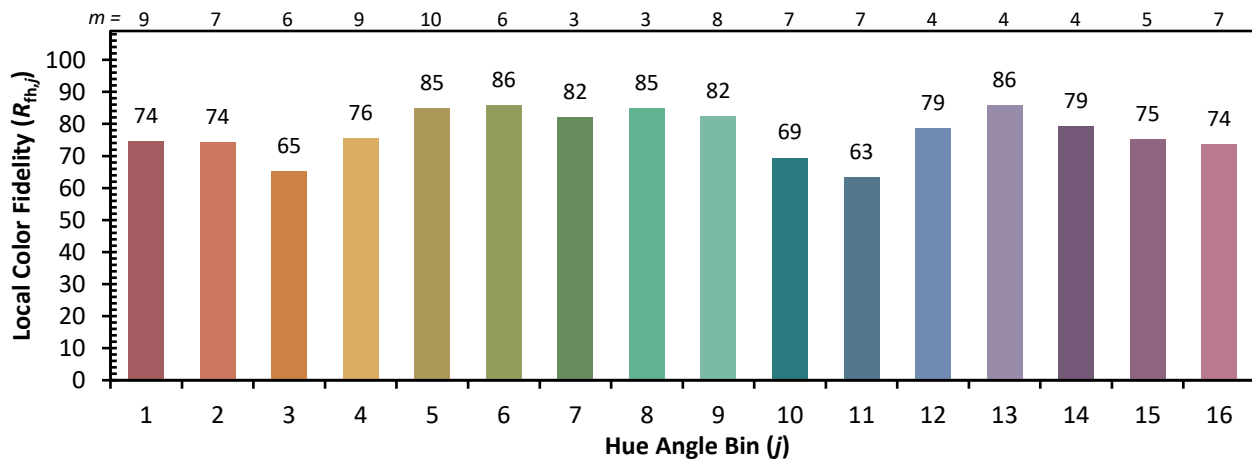
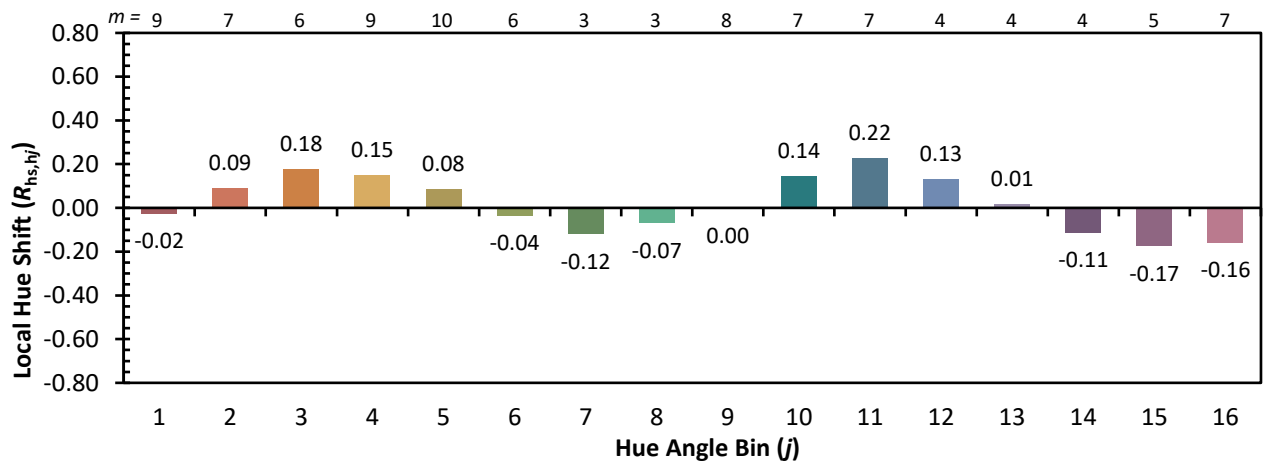
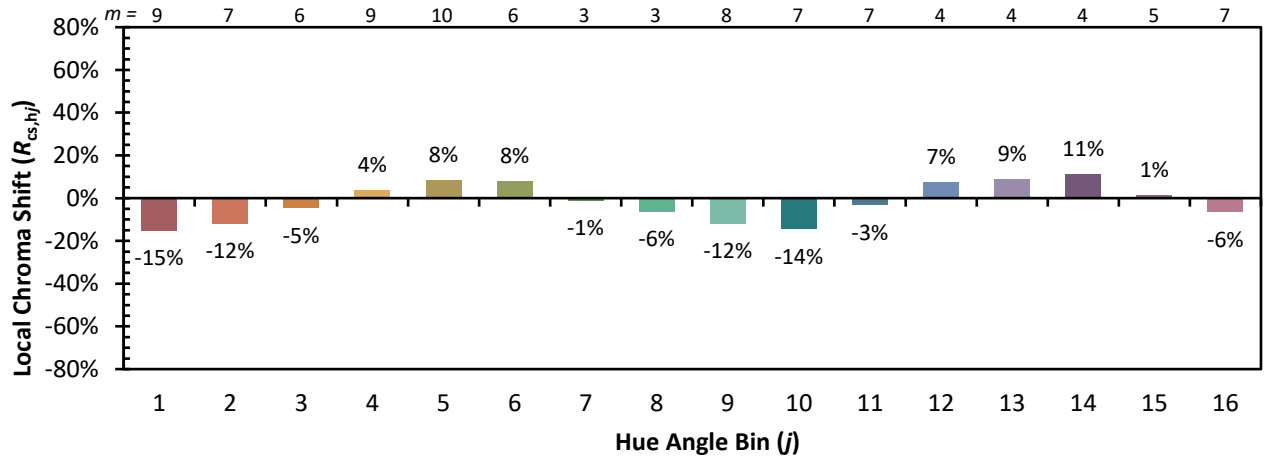


**Individual Sample Fidelity Index ( $R_{f,i}$ )**

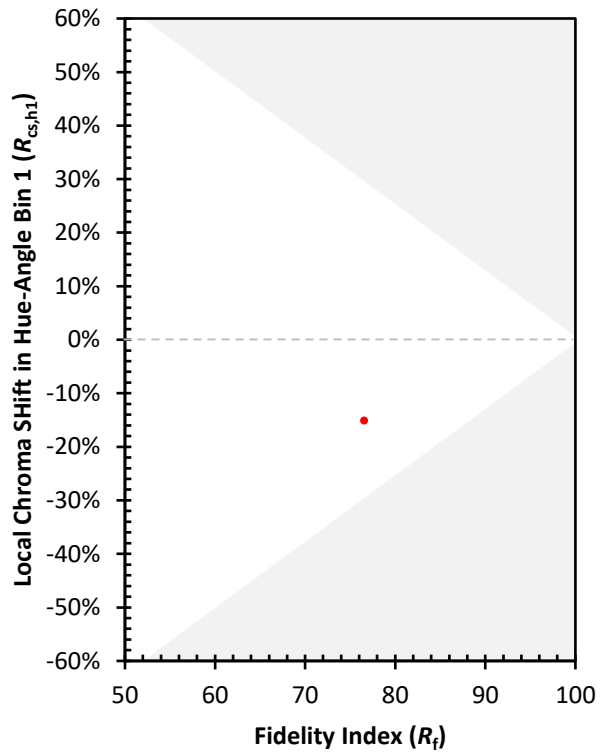
CES01 = 86	CES26 = 67	CES51 = 88	CES76 = 56
CES02 = 62	CES27 = 89	CES52 = 88	CES77 = 75
CES03 = 31	CES28 = 83	CES53 = 78	CES78 = 60
CES04 = 70	CES29 = 69	CES54 = 86	CES79 = 85
CES05 = 48	CES30 = 83	CES55 = 85	CES80 = 82
CES06 = 51	CES31 = 72	CES56 = 75	CES81 = 78
CES07 = 41	CES32 = 65	CES57 = 75	CES82 = 92
CES08 = 40	CES33 = 78	CES58 = 76	CES83 = 90
CES09 = 29	CES34 = 74	CES59 = 87	CES84 = 88
CES10 = 75	CES35 = 86	CES60 = 91	CES85 = 79
CES11 = 58	CES36 = 93	CES61 = 84	CES86 = 72
CES12 = 64	CES37 = 81	CES62 = 88	CES87 = 79
CES13 = 43	CES38 = 92	CES63 = 74	CES88 = 82
CES14 = 74	CES39 = 96	CES64 = 69	CES89 = 72
CES15 = 71	CES40 = 92	CES65 = 66	CES90 = 82
CES16 = 47	CES41 = 93	CES66 = 62	CES91 = 79
CES17 = 50	CES42 = 83	CES67 = 60	CES92 = 63
CES18 = 56	CES43 = 79	CES68 = 68	CES93 = 77
CES19 = 72	CES44 = 99	CES69 = 76	CES94 = 56
CES20 = 65	CES45 = 86	CES70 = 61	CES95 = 70
CES21 = 86	CES46 = 83	CES71 = 55	CES96 = 79
CES22 = 79	CES47 = 85	CES72 = 85	CES97 = 85
CES23 = 92	CES48 = 78	CES73 = 53	CES98 = 78
CES24 = 91	CES49 = 81	CES74 = 95	CES99 = 68
CES25 = 72	CES50 = 88	CES75 = 57	



Color Rendition by Hue-Angle Bin



Measure Comparisons



(END OF REPORT)